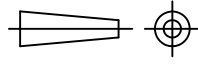
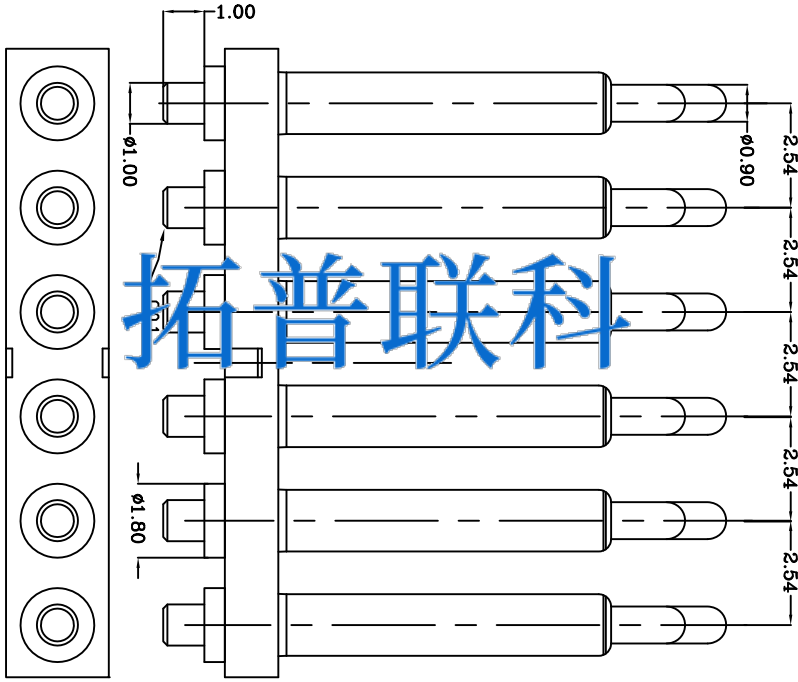
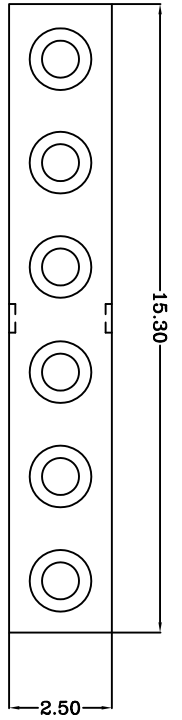


THIS INFORMATION IS CONFIDENTIAL AND IS DISCLOSED TO YOU ON CONDITION THAT NO FURTHER DISCLOSURE IS MADE BY YOU TO OTHER THAN TOP-LINK PERSONNEL WITHOUT WRITTEN AUTHORIZATION FROM TOP-LINK LTD.




DWG NO.

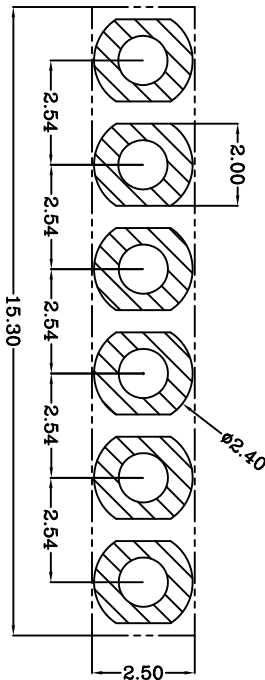
C-110359



拓普联科



TOP-LINK



Recommended PCB Layout

- Notes:
- 1 Material, Housing: PA 4.6 (30% Glass Filled)
Color: Black.
 - 2 Mechanical demands:
Plating Plunger: Min 0.4um Au over 1.4um Ni
Plating Body: Min 0.1um Au over 1.4um Ni

Contact: Brass

Color: Black.

DIMENSIONS IN MM
TOLERANCES UNLESS
OTHER SPECIFIED

0 = ±
0.0 = ±0.15
0.00 = ±0.10
0.000 = ±

ANGLE: ±1°

SURF TEXTURE: 3.2/

REMOVE BURRS, BREAK
SHARP EDGES R0.05 MAX
DO NOT SCALE PRINT

MATL	DWN	APVD	HT TR	FIN
	Qlr	Lansing		—
CHK	REL			
Jlm		Top-Link Electronics Ltd.		

110359-6

PART NUMBER

NAME BATTERY POGD CONNECTOR 6 POSITIONS

PGC-15-12.7-R-6P-254PH

SCALE	DWG NO.	SHEET	REV
1:1	A4	1 OF 1	A

NEW	08/07/10	APVD	DATE
REVISION RECORD			
LTR			

LDC	
DIST	

4

3

2

1

USED DN