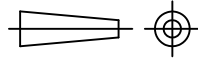
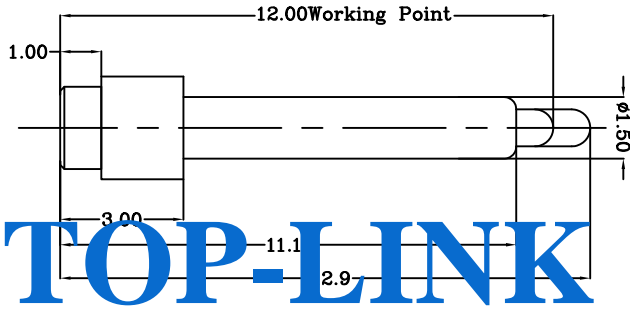
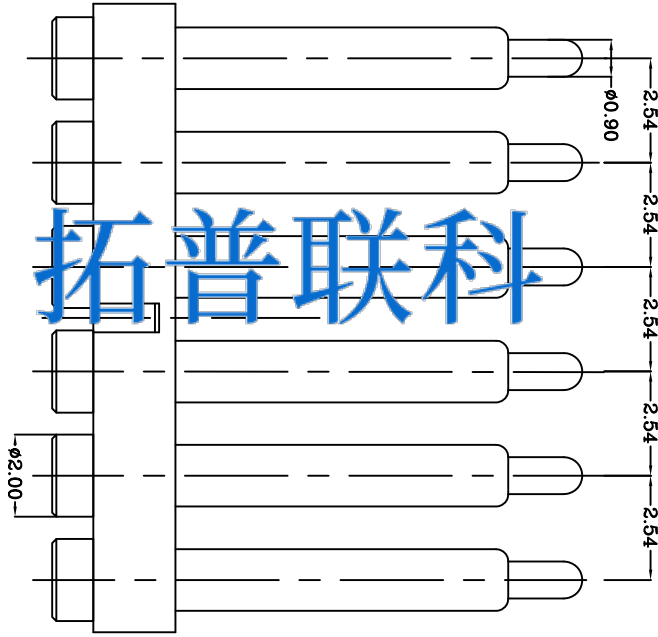
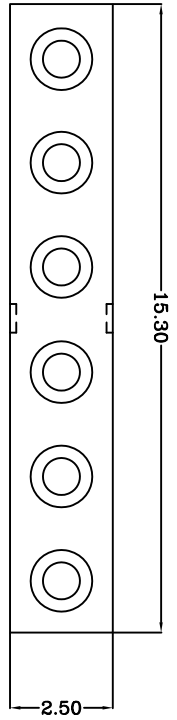


THIS INFORMATION IS CONFIDENTIAL AND IS DISCLOSED TO YOU ON CONDITION THAT NO FURTHER DISCLOSURE IS MADE BY YOU TO OTHER THAN TOP-LINK PERSONNEL WITHOUT WRITTEN AUTHORIZATION FROM TOP-LINK LTD.

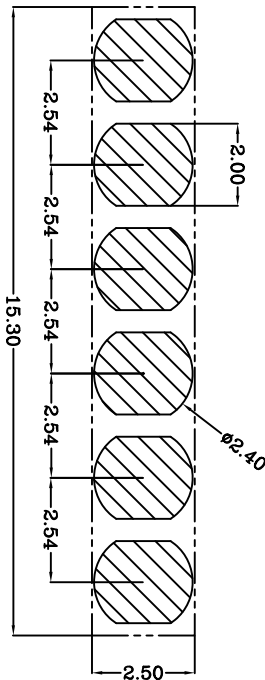


DWG NO.

C-110558



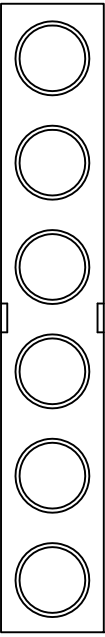
**TOP-LINK**



Recommended PCB Layout

- Notes:
- 1 Material, Housing: PA 4.6 (30% Glass Filled)  
Color Black.
  - 2 Mechanical demands:  
Plating Plunger: Min 0.4um Au over 1.4um Ni  
Plating Body: Min 0.1um Au over 1.4um Ni

Contact: Brass



LDC	-
DIST	-

LTR	NEW	APVD	DATE
REVISION RECORD			09/10/21

DIMENSIONS IN MM  
TOLERANCES UNLESS  
OTHER SPECIFIED

0 = ±  
0.0 = ±0.15  
0.00 = ±0.10  
0.000 = ±

ANGLE: ±1°

SURF TEXTURE: 3.2/

REMOVE BURRS, BREAK SHARP EDGES R0.05 MAX  
DO NOT SCALE PRINT

MATL	DWN	CHK	NAME	HT TR	FIN
Q1R	REL		POGOD CONNECTOR 6 POSITIONS		✓
APVD	REL		PGC-15-12-9-R-6P-2.54PH		
APVD	REL		Top-Link Electronics Ltd.		

110558-6	PART NUMBER
----------	-------------

SCALE	A4	DWG NO.	C-110558	SHEET	1 OF 1	REV	A
-------	----	---------	----------	-------	--------	-----	---

4

3

2

1

USED DN