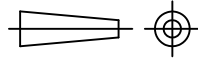
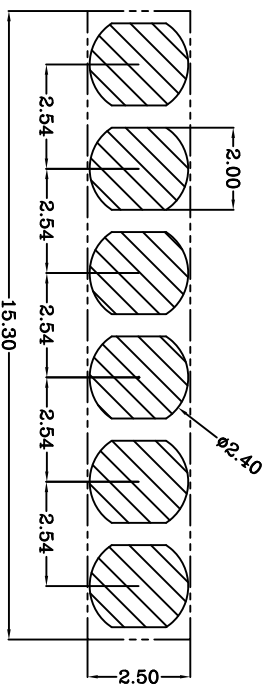
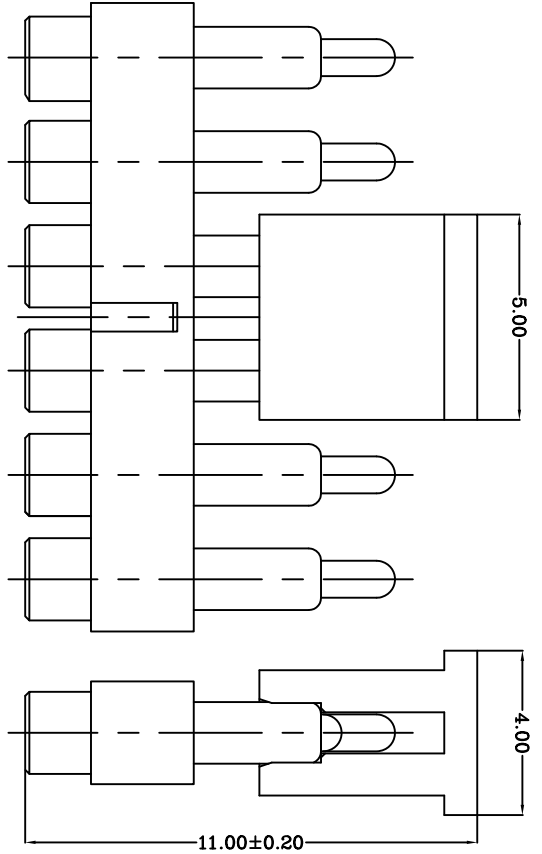
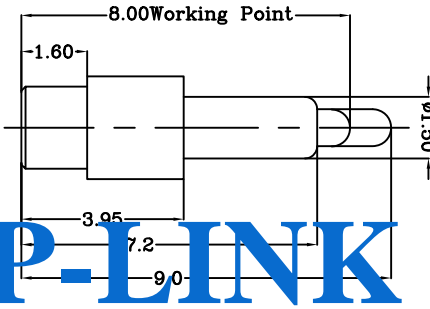
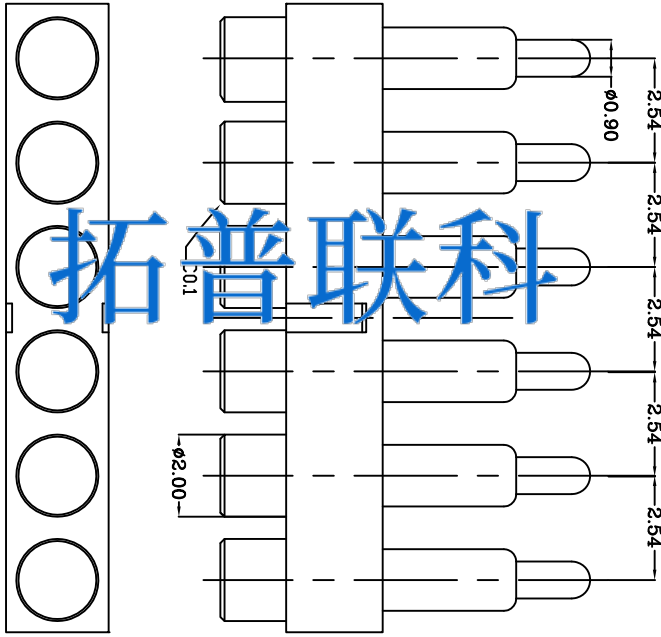
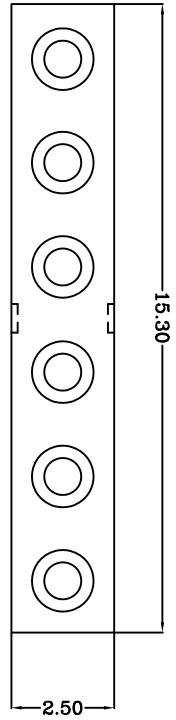


THIS INFORMATION IS CONFIDENTIAL AND IS DISCLOSED TO YOU ON CONDITION THAT NO FURTHER DISCLOSURE IS MADE BY YOU TO OTHER THAN TOP-LINK PERSONNEL WITHOUT WRITTEN AUTHORIZATION FROM TOP-LINK LTD.



DWG NO. C-100350



Recommended PCB Layout

Notes:
 1 Material, Housing: PA 4,6 (30% Glass Filled)
 Contact: Brass
 Color: Black
 2 Mechanical demands:
 Plating Plunger: Min 0.4µm Au over 1.4µm Ni
 Plating Body: Min 0.1µm Au over 1.4µm Ni

TOP-LINK

| | |
|------|---|
| LDC | - |
| DIST | - |

| | | | |
|--------|--------|------|----------|
| LTR | NEW | APVD | DATE |
| RECORD | RECORD | | 08/06/19 |

| | |
|-------------------------------------------|---------|
| DIMENSIONS IN MM | |
| TOLERANCES UNLESS OTHER SPECIFIED | |
| 0 | = ± |
| 0.0 | = ±0.15 |
| 0.00 | = ±0.10 |
| 0.000 | = ± |
| ANGLE: ±1° | |
| SURF TEXTURE: 3.2/ | |
| REMOVE BURRS, BREAK SHARP EDGES R0.05 MAX | |
| DD NOT SCALE PRINT | |

| | | | | |
|-----------------------------------------|---------|---------------------------|-------|-----|
| MATL | DWN | APVD | HT TR | FIN |
| Q1R | Q1R | Lansing | | ✓ |
| CHK | REL | Top-Link Electronics Ltd. | | |
| NAME BATTERY POGD CONNECTOR 6 POSITIONS | | | | |
| SCALE | DWG NO. | PGC-15-90-R-6P-2.54PH | | |
| 1:1 | A4 | C-100350 | | |
| PART NUMBER | | SHEET 1 OF 1 | | |
| 100350-6 | | REV A | | |

4 3 2 1

USED DN