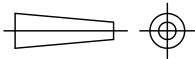
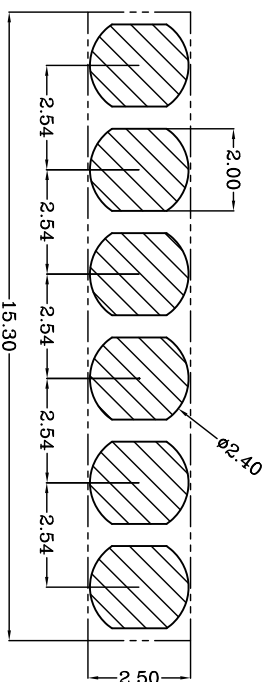
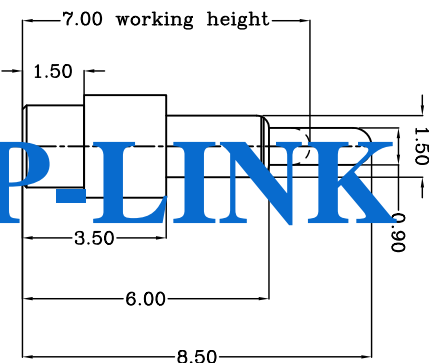
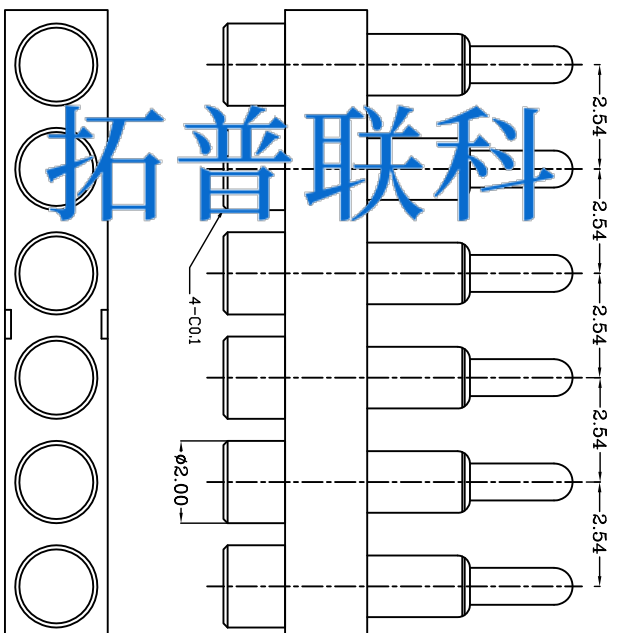
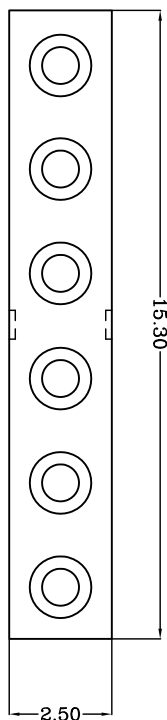


THIS INFORMATION IS CONFIDENTIAL AND IS DISCLOSED TO YOU ON CONDITION THAT NO FURTHER DISCLOSURE IS MADE BY YOU TO OTHER THAN TOP-LINK PERSONNEL WITHOUT WRITTEN AUTHORIZATION FROM TOP-LINK LTD.



DWG NO.  
C-110291



Recommended PCB Layout

Notes:  
1 Material, Housing: PA 46 (30% Glass Filled)  
Color: Black.  
Contact: Brass  
2 Mechanical demands:  
Plating Plunger: 0.4um Au over 1.4um Ni  
Plating Body: 0.1um Au over 1.4um Ni

TOP-LINK

USED ON

110291-6

PART NUMBER

**Top-Link Electronics**  
Top-Link Electronics Ltd.

NAME: BATTERY POGO CONNECTOR 6 POSITIONS

PGC-1.5-8.5-R-6P-2.54PH

DIMENSIONS IN MM	MATL	HT	TR	FIN
TOLERANCES UNLESS OTHER SPECIFIED	DWN	APVD	REL	
0 = ±	Qln	REL		
0.0 = ±0.15	CHK			
0.00 = ±0.10				
0.000 = ±				
ANGLE: ±1°				
SURF TEXTURE: 32/				
REMOVE BURRS, BREAK SHARP EDGES R0.05 MAX				
DD NOT SCALE PRINT				

DATE	APVD	REVISION	NEW
8009/10/16		RECORD	
		LTR	

LDC	-
DIST	-

4 3 2 1